
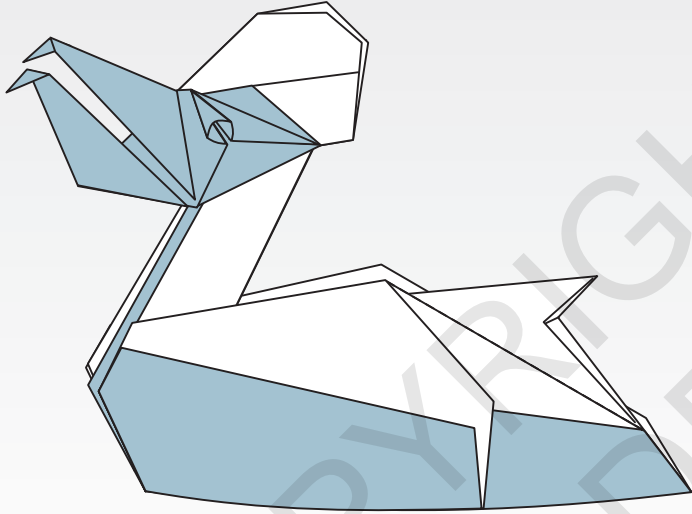


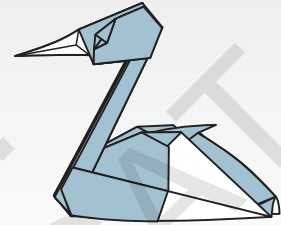
ON THE WATER

ORIGAMI SWIMMING BIRDS BY STEFAN DELECAT

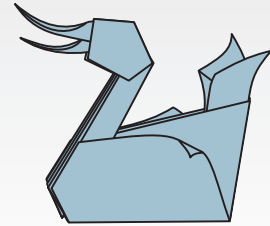




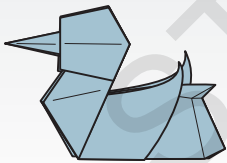
GANNET - P. 6



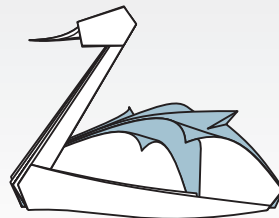
GREBE - P. 12



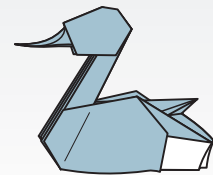
DUCK - P. 16



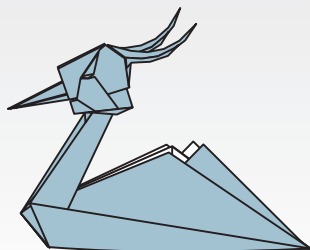
DUCKLING - P. 20




SWAN - P. 24



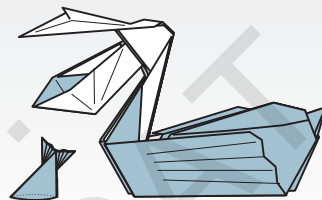
CYGNET - P. 28



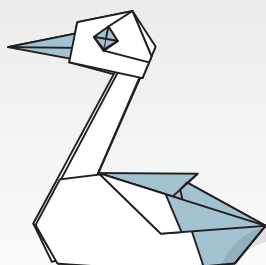
CRESTED GREBE - P. 32



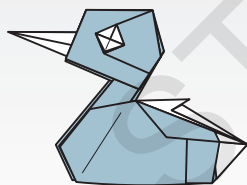
DARTER - P. 36




PELICAN / FISH - P. 40 / 44



GOOSE - P. 46

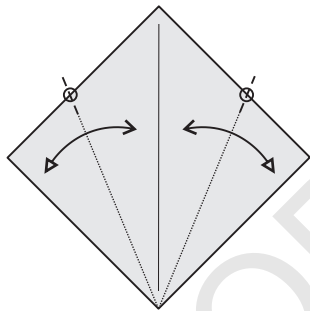
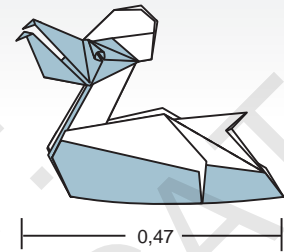


GOSLING - P. 50

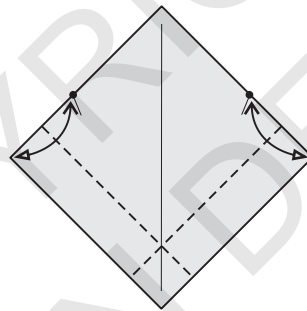


JAPANESE SAMURAI DUCK - P. 56

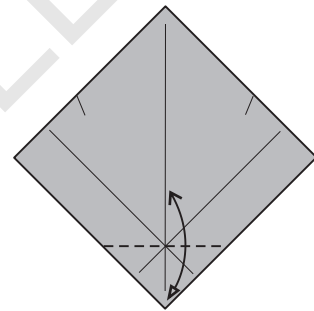
GANNET



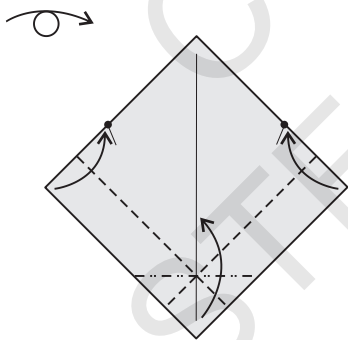
1. Fold and unfold. Pinch only at the edges.



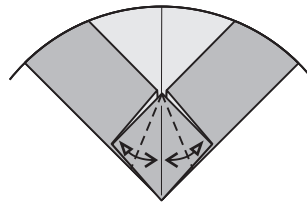
2. Fold and unfold. Turn the model over.



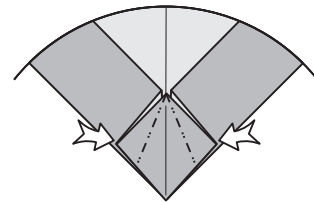
3. Fold and unfold. Turn the model over.



4. Make a preliminary fold along the creases.



5. Enlarged view: Fold and unfold.



6. Reverse-fold the flaps in.

