


STAR TREK

© Jens-Helge Dahmen



Borg Cube

2372 - The assimilation of beings outside of the Borg-territory starts. Species 8472 resists and interprets the attempted assimilation of their race as an act of war. In return the Borg territory is being invaded. During the following battles the collective loses millions of Borg drones and thousands of ships. Hundreds of planets are destroyed. A vessel from the Alpha Quadrant, the Voyager, under command of Captain Kathryn Janeway, offers its help. Seven of Nine, Tertiary Adjunct of Unimatrix 01, Borg and a member of Captain Janeway's crew, mediate between the former enemies. The collective accepts. Voyager's doctor, a strange holography, accomplishes his plan to destroy Species 8472 at the cellular level. The Borg collective bore the palm.


Hints

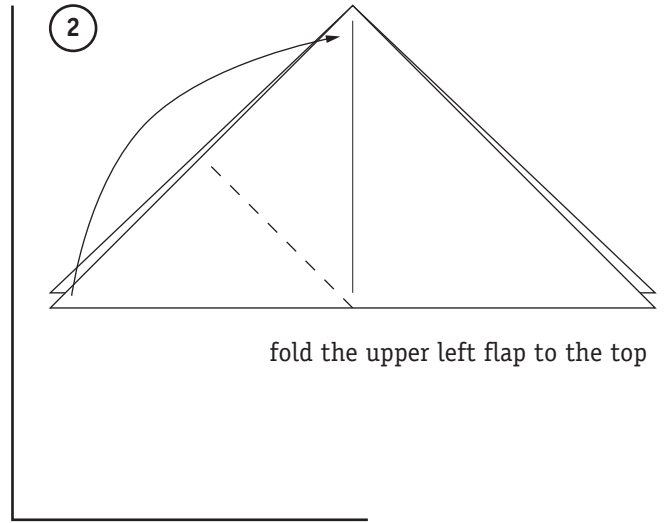
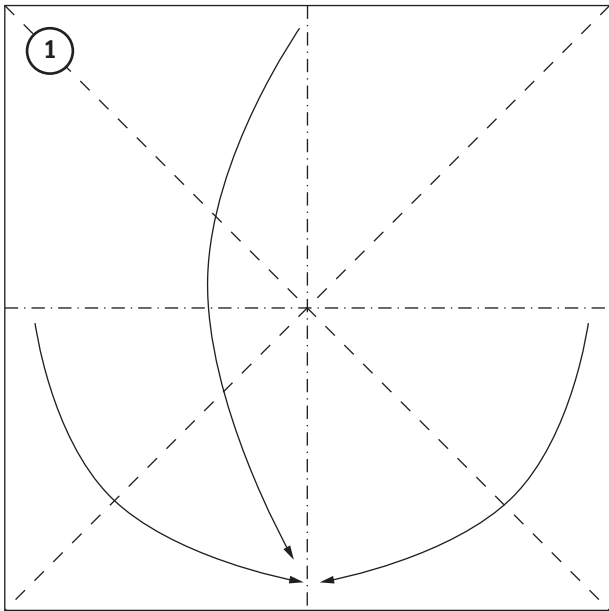
There are several ways to fold a cube. The probably oldest of them is the traditional Japanese cube called "balloon". This folding instruction is a modified "balloon". The pattern square is axially symmetric. So the orientation of your sheet of paper is nonrelevant.

- level: ■ ■ □ □
- use the pattern square from the next side

0

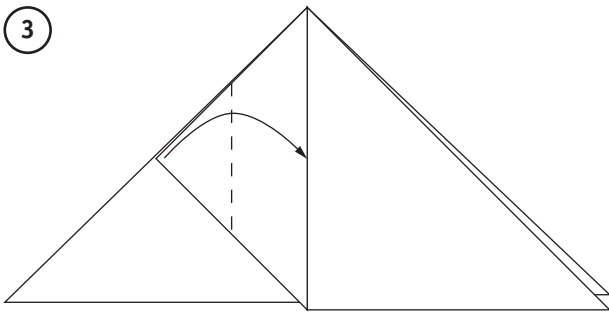
cut out a square



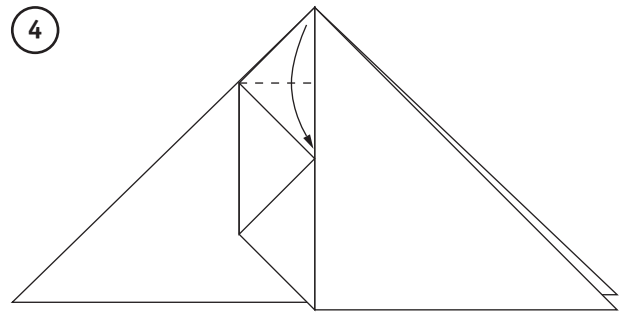


fold the upper left flap to the top

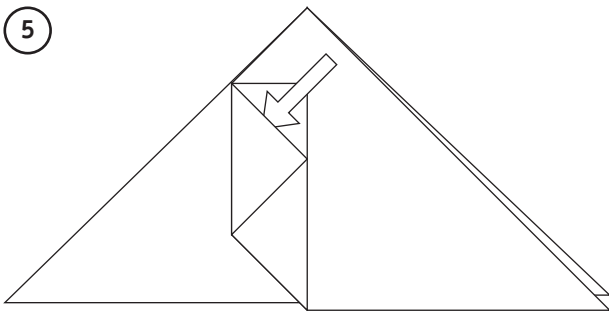
- colored side down (Use the Borg pattern only!)
- collapse to a waterbomb base



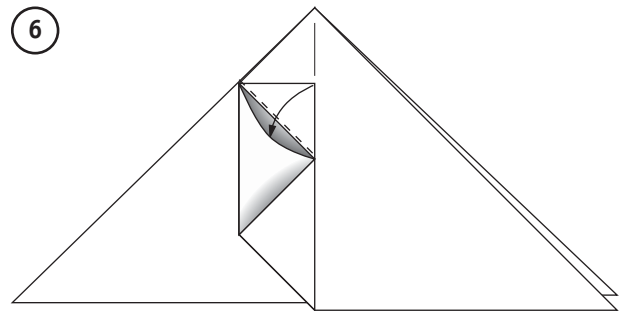
fold to the center



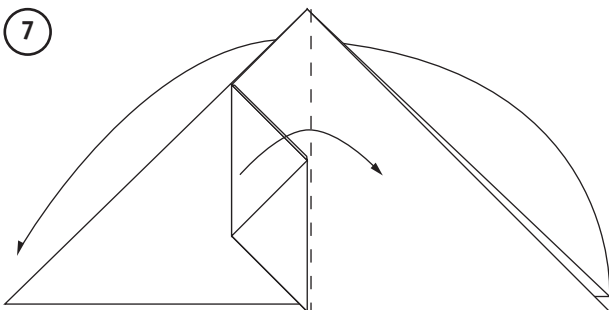
fold to the center



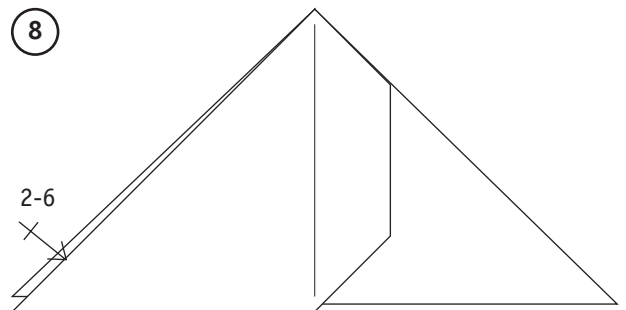
open the pocket with your finger



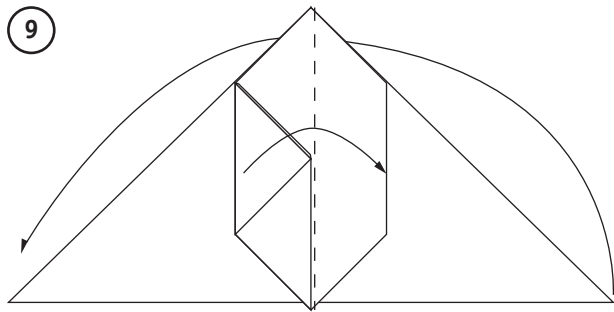
fold the tip into the pocket



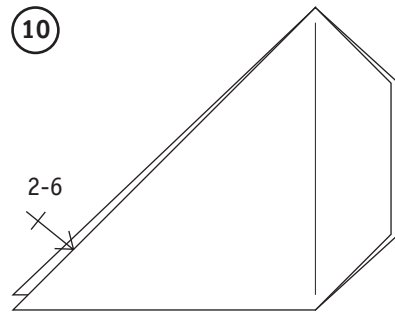
bring the upper left flap to the right and the lower right flap to the left behind



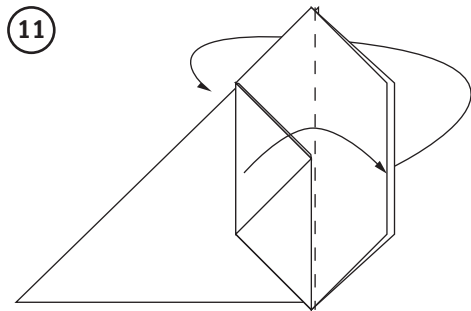
repeat steps 2-6 with the upper left flap



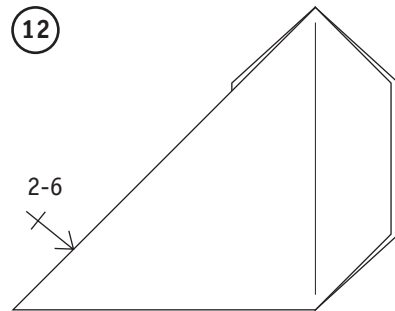
bring the upper left flap to the right and the lower right flap to the left behind



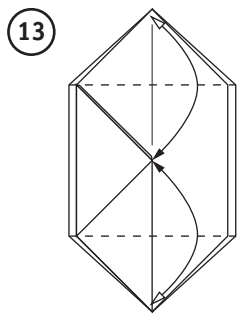
repeat steps 2-6 with the upper left flap



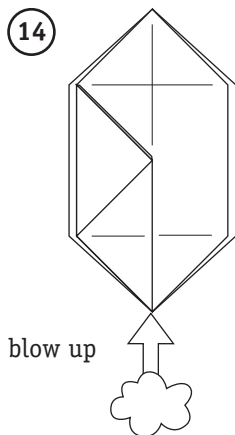
bring the upper left flap to the right and the lower right flap to the left behind



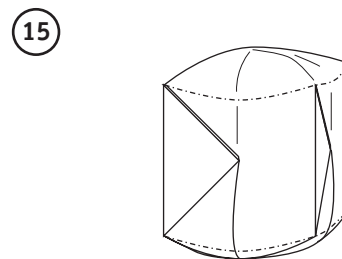
repeat steps 2-6 with the upper left flap



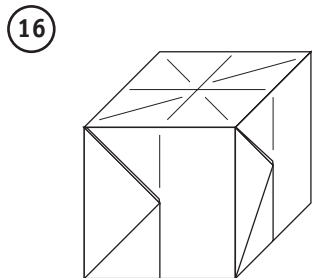
fold and unfold



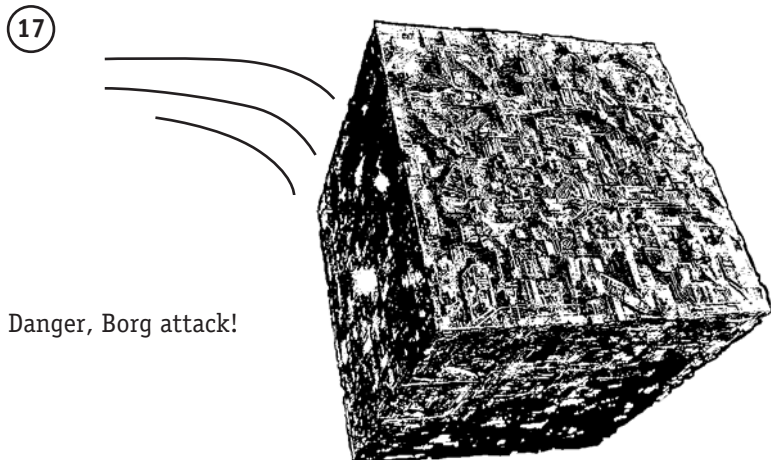
blow up



curve a cube by sharpening the creases from step 13



like this



Danger, Borg attack!