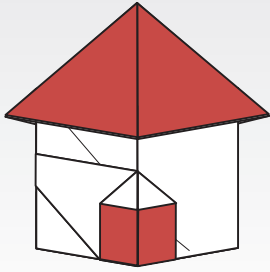


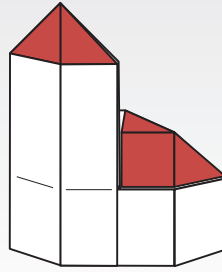
# FOLDED SKYLINES

ORIGAMI BUILDINGS BY STEFAN DELECAT

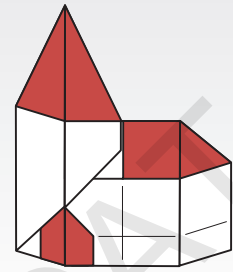




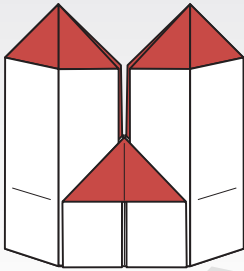
HOUSE - P. 6



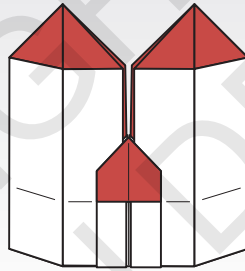
CHURCH 1 - P. 8



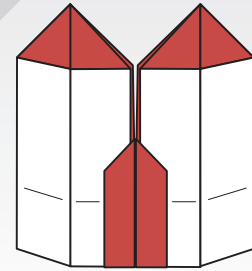
CHURCH 2 - P. 12



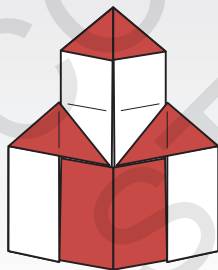
TOWER 1 - P. 16



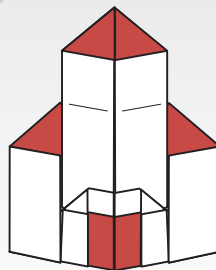
TOWER 2 - P. 19



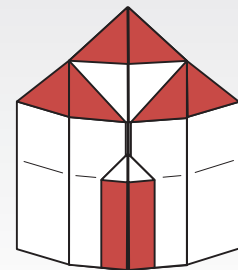
TOWER 3 - P. 20



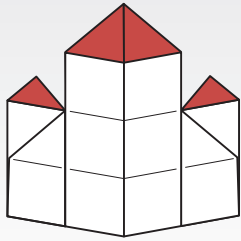
BASILICA 1 - P. 22



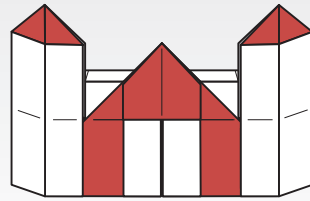
BASILICA 2 - P. 26



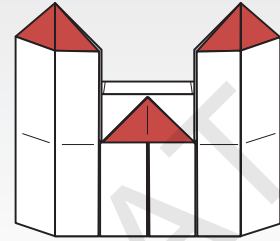
BASILICA 3 - P. 28



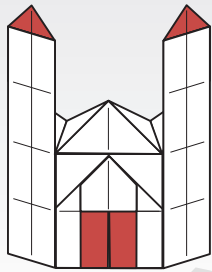
BASILICA 4 - P. 32



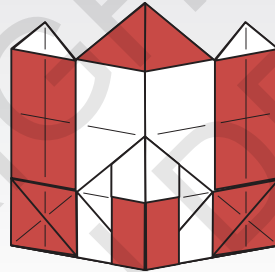
CASTLE 1 - P. 36



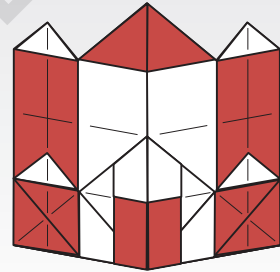
CASTLE 2 - P. 40



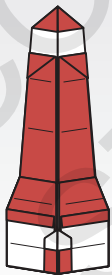
CATHEDRAL - P. 44



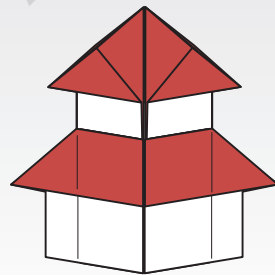
PALACE 1 - P. 48



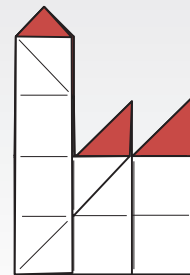
PALACE 2 - P. 52



LIGHTHOUSE - P. 56

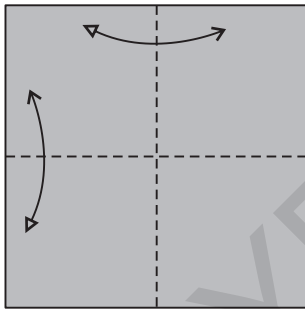
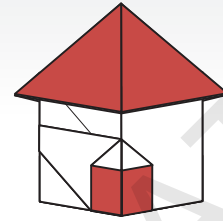


PAGODA - P. 60

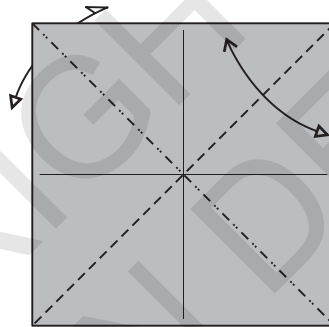


FACTORY - P. 64

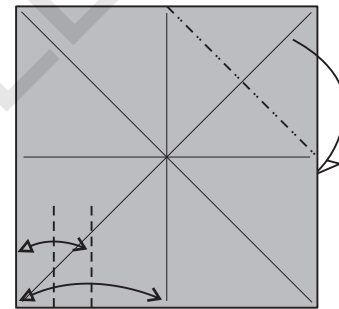
# HOUSE



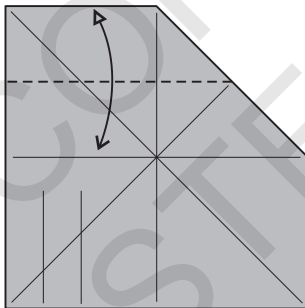
1. Fold and unfold.



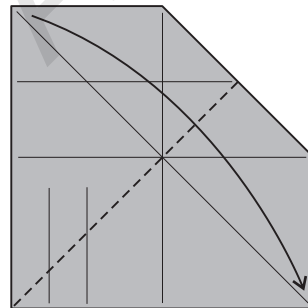
2. Fold and unfold one as valley and one as mountain fold.



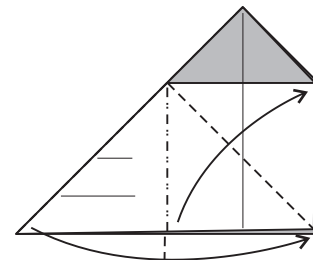
3. Devide lower part in half two times. Fold corner behind.



4. Fold and unfold.



5. Fold the model diagonally in half.



6. Swivel-fold upper layer.



